




User Manual

How to Use:

Device Part:


Long press  to turn on the product, then the item is on standby and the LED light turns on.


Short press  to activate the vibrating function and switch among 9 vibrating modes.


Long press  to turn off the product, then the LED light is off.

Remote Control Part:

When the device is on standby:

Short press  on the remote control to activate the vibrating function.

Short press  to switch among 9 vibrating modes.

Long press  on the remote control to turn off the vibrating function, then the item returns to standby mode.

APP Part:

Download and install the APP:

Scan the QR code below to download the APP or search

“Love Spouse” to download the APP on Apple Store or Google Play(It is recommended to scan the QR code below).



Make sure your Bluetooth is on before opening this APP

Register Your Account:

Open the APP, click “New User” to create your account, then you can login the device.

Add Device:

Click the icon "+" to scan the binding QR code below to connect the device(make sure your Bluetooth is on) then start to control it(It needs to scan the binding QR code when connecting the device for the first time).



1.Classic Mode: Touch the screen to switch among 9 vibrating modes.

2.Video Mode: Select a local video, then you can watch the video & touch the screen to switch among 9 vibrating modes.

3.Musical Mode: Select the music and play, then the device can vibrate based on the music rhythm.

4.Draw Something: Click the icon “+” to set and save different vibrating modes, then you can click the play button and enjoy the custom vibrating pleasure.

5.Shake Mode: Shake your cell phone to customize the vibrating, and the vibrating intensity varies according to your force.

6.Interactive Mode:

- Click the icon “+”, and search Email/ID to add your partner's account(Your friend can download and register this APP account even if he/she doesn't have this toy and he/she can apply to control your toy).

- You can find your partner's ID from his/her account after login (Mine-Personal Information-ID).

- After making the verification, your friends appear in the friend list.

- When you both are online, click your friend's name to send a request to interact. After your friend confirms the request, you both can via invite video to control your device(including text, image sending, voice & video calls). Your partner could control your toy by Classic Mode, or with DIY vibration by Draw Something or Shake Mode.

Tips: If you don't know how to control your device via APP, you can get help from “Mine - Operation Guide or Feedback & FAQ”. Or you can ask for help from “Message - News - Official Customer Service”. We promise to respond to you within 24 hours.

How to Clean & Store:

- Please turn off the product before cleaning.
- Please clean the toy with warm water and aseptic soap.
- After washing, dry the item with a towel or paper tissue.
- Keep the item in a cool and dry place.
- Please avoid sun exposure, being heated, high pressure and wet environment.

How to Charge:

The indicator light flashes while charging, and is always on after fully charged.

Package List:

1 Vibrator, 1 Remote Control, 1 USB Cable, 1 User Manual

Product Details:

| | |
|-------------------|---------------------------------|
| Product Size | 9.62*3.78*1.92 Inches |
| Material | Silicone + ABS |
| Working Noise | ≤50DB |
| Product Modes | 9 Vibrating Modes |
| Charging Time | 70 Minutes(Fully Charged) |
| Working Time | About 60 Minutes(Fully Charged) |
| Waterproof Rating | IPX7 |

Notes:



- Please kindly read the manual before using this product.
- Fully charged before first use.
- Please charge it with a matching adapter.
- Please use the charging cable inside this package.
- Please don't use the product while charging.



Made in Germany
Powered by Eros

THE BEST GLIDE ASK YOUR SHOP

A DIRTY MIND IS A JOY FOREVER

Zenn
CUSTOMER IS KING

www.zenn.at

HIGH
EUROPEAN
QUALITY



Art. nr. 210141



MADE IN PRC
B&C Sales bv • De Ruijterstraat 12 • 6651 ZH • Druten • The Netherlands